

FRP PANELS

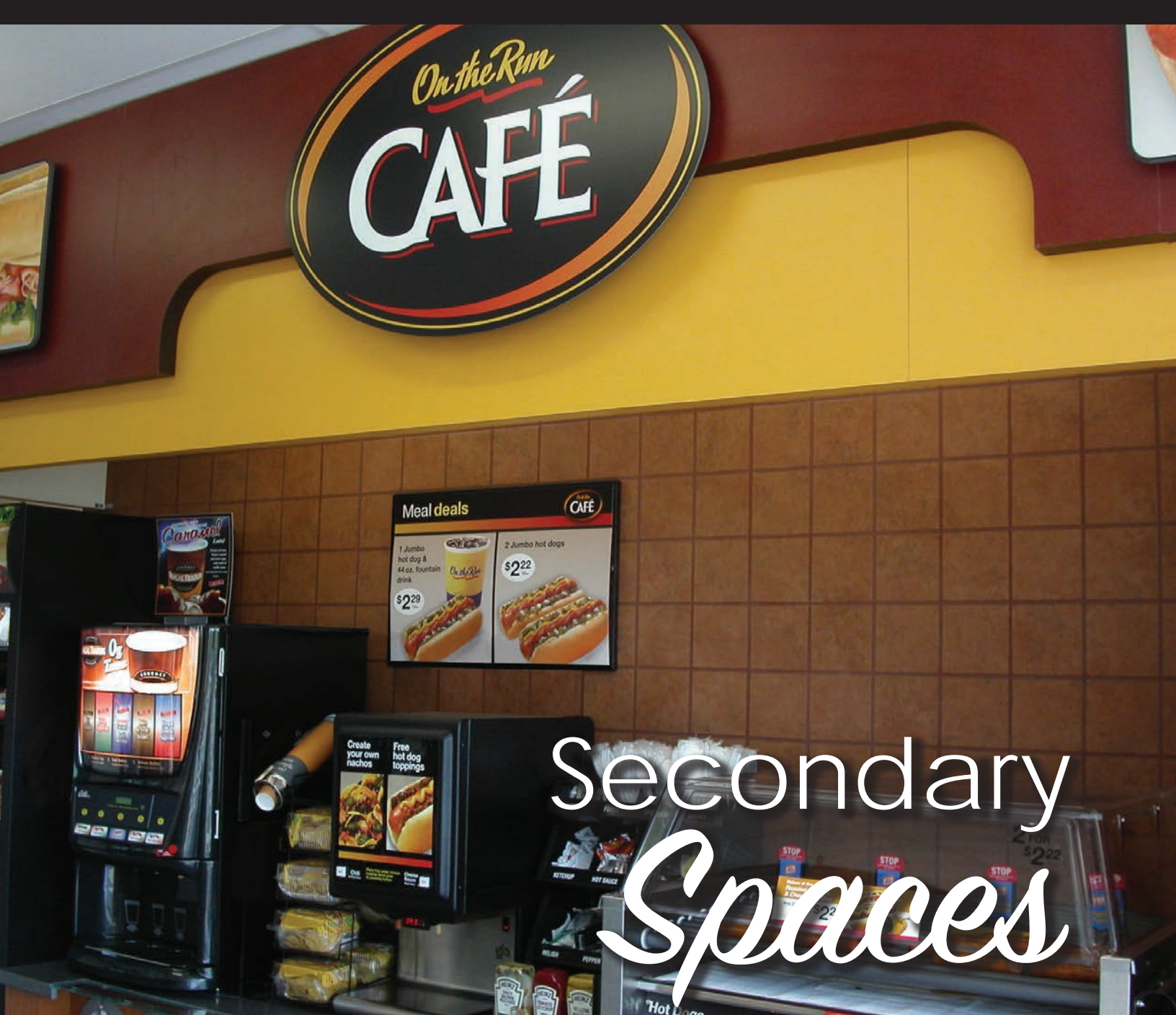
Innovative Durability for Secondary Spaces



Induro™ FRP • Artizan™ FRP • Symmetrix™ FRP

Envue™ FRP • Laminated FRP • Standard FRP

 **Marlite**®



Secondary Spaces

Markets Served

Healthcare Facilities
Schools & Universities
Restaurants
Hotels & Casinos
Houses of Worship

Transportation Terminals
Office & Residential Buildings
Fitness Centers & Spas
Grocery, Convenience & Drug Stores
Government Buildings

Walls That *work*

Secondary Spaces: Dining rooms, patient rooms, fitness areas, kitchens, restrooms, merchandising displays, service counters

Functional
Easy to Clean
Safe
Secure
Protective
Useful




Marlite FRP

Once considered bland and boring, Marlite now offers the industry's most innovative FRP products. Marlite FRP (fiberglass reinforced plastic) wall panels provide ultimate durability, satisfying the most stringent demands. Marlite FRP is tough, water-resistant, economical to install and easy to maintain. Only Marlite allows you to design beautiful, affordable interiors for high wear spaces. Once limited to kitchens and restrooms, these products enhance classrooms, hospital rooms, waiting rooms, offices, hallways, corridors, dining rooms and recreational areas – virtually any space within commercial interiors.




Induro™ FRP

Unmatched durability in a wide array of attractive laminate finishes. See pages 6 and 7



Artizan™ FRP

Unique surface technology offers exceptional wood grain and abstract patterns. See pages 8 and 9



Symmetrix™ FRP

Precision grid score lines provide the look of tile without the installation and maintenance difficulties. See pages 10 and 11



Envue™ FRP

Create dramatic photo or graphic mural walls.
See page 12



Laminated FRP

Install directly to studs and add structural rigidity with FRP laminated to plywood or gypsum. See page 13



Standard FRP

Classic colors on smooth or pebble textured surfaces. See pages 14 and 15



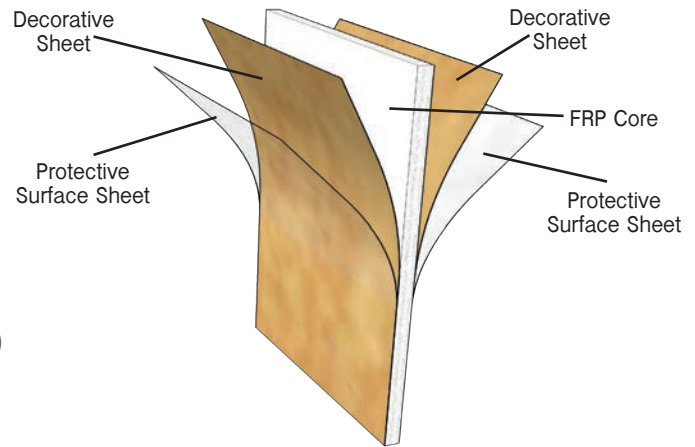
Induro™ FRP

The ultimate in wall protection, Induro Decorative Laminate FRP is an exceptionally wear resistant panel created through an exclusive process of thermally bonding melamine impregnated surfacing materials directly to the FRP core. Designed to match and coordinate with popular high pressure laminates (HPL), the panels are available in a wide array of woodgrains, solid colors and abstract prints.

Features and Benefits

- Offers the same outstanding durability as HPL.
- Possesses the same impact and moisture resistant properties as FRP.
- Balanced for panel integrity.
- Coordinates beautifully with HPL tabletops and case goods.
- Class A and Class C fire-ratings.
- The easiest, most affordable way of applying laminate to walls.

Exclusive Panel Construction



Panel Dimensions – 47 1/2" x 95 1/2" x 3/32" (nominal)

Impact Test

ASTM D5420-04 product on 1/2" Drywall



Rigid plastic wall panel - complete structural failure.



Induro™ FRP wall panel - nominal damage.



Induro Finish Options

Faux Woodgrains




7925 Monticello
Maple



7061 Natural Pear



FP610 Hard Rock
Maple



7922 Brighton
Walnut



7924 Biltmore
Cherry



7939 Blonde Echo

Abstract Patterns



4143 Neutral Glace



4746 Woolamai
Brush



FP612 Graphic
Spectrum



4810 Titanium



4893 Tumbled
Mosaic



4873 Western
Bronze




4878 Pewter Mesh



4745 Maroochy
Brush

Solid Colors



D354 Designer White



D381 Fashion Grey



Induro FRP can be special ordered in laminate finishes from WilsonArt, Nevamar, Pionite and Arborite.




Artizan™ FRP

Artizan special formula FRP has a richly detailed and easy-to-maintain surface that is more economical than decorative laminates. The base coat, precision and print coats and melamine topcoats are applied to create a tough, durable finish.

Features and Benefits

- Replaces bland walls with exciting ambience.
- Resists impact, stains, bacteria, mold and mildew and won't crack.
- Costs less installed than most ceramic tile, HPL or vinyl materials.
- Wipes clean easily with standard cleaning solutions.
- Meets USDA/FSIS requirements.
- Available in Class III/C and Class I/A Fire-rating.

Panel Dimensions – 4' x 8' x 3/32" (nominal)



For Artizan FRP, create your own Marlite finish by providing a pattern swatch.



Artizan FRP Finish Options

Faux Woodgrains



148 Monticello Anigre



310 Sierra Maple



715 Mahogany



5408 Monterey Sand



5409 Townsend



5340 Sorrel



5341 Isabelline



5342 Grullo



5343 Cremello

Abstract Patterns



194 Cody



209 Adara




211 Grizel

Stone Grid - Smooth Finish FRP Panels



181-G1212 Dusk
(12x12 1/4" score)



182-G1212 Oxide
(12x12 1/4" score)



5415-G88 Coronado
(8x8 1/4" score)



5416-G88 Catalina
(8x8 1/4" score)

Stone Grid - Textured Finish FRP Panels



T936-G44 Milan
(4x4 1/8" score)



T938-G44 Tuscany
(4x4 1/8" score)




T938-G88 Tuscany
(8x8 1/4" score)




T939-G44 Verona
(4x4 1/8" score)



T939-G88 Verona
(8x8 1/4" score)




T5413-G1212 Genoa
(12x12 1/4" score)



T5417-G88 Salerno
(8x8 1/4" score)



5348-G1212 Oyster
(12x12 1/4" score)



5349-G1212 Amanita
(12x12 1/4" score)



5350-G1212 Portabello
(12x12 1/4" score)

Symmetrix™ FRP

Symmetrix scored FRP Panels with Sani-Coat provide a superior visual appearance over ceramic tile at minimal cost and without the installation and maintenance difficulties. Choose from an array of colors, patterns and scoring options to create a multitude of designs.

Features and Benefits

- Resists staining, scratching, mold and mildew and won't crack or deteriorate like ceramic tile grout lines.
- Provides outstanding impact resistance due to fiberglass core.
- Costs less installed than most ceramic tile.
- Wipes clean easily with standard cleaning solutions.
- Meets USDA/FSIS requirements.
- Available in Class III/C Fire-rating.

Panel Dimensions – 4' x 8' x 3/32"
4' x 10' x 3/32" (select finishes)

Coated Groove Advantage


Marlite's Innovative Sani-Coat topcoat seals the groove of each Symmetrix panel offering several advantages over ceramic tile grout lines.

- Protects against mold and mildew growth.
- Is easy to clean, requiring no brushing or scrubbing.
- Won't deteriorate due to moisture or dirt.
- Possesses the same outstanding stain resistance as the panel face.
- Won't crack.

Meets ASTM D3273-94, D3274-95



Ceramic Tile
5X Magnification




Symmetrix FRP
5X Magnification




Symmetrix FRP Finish Options


Checkerboard & Accents




C 150 G44
White with Black



C 151 G44
White with Everglade



C 153 G44
White with Periwinkle



C 105 G44
Black



C 131 G44
Everglade

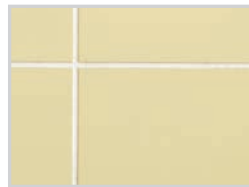


C 133 G44
Periwinkle


Classic Colors




C 100-G44 White*
C100-G66 White



C 118-G44 Almond*



C 140-G44 Ivory



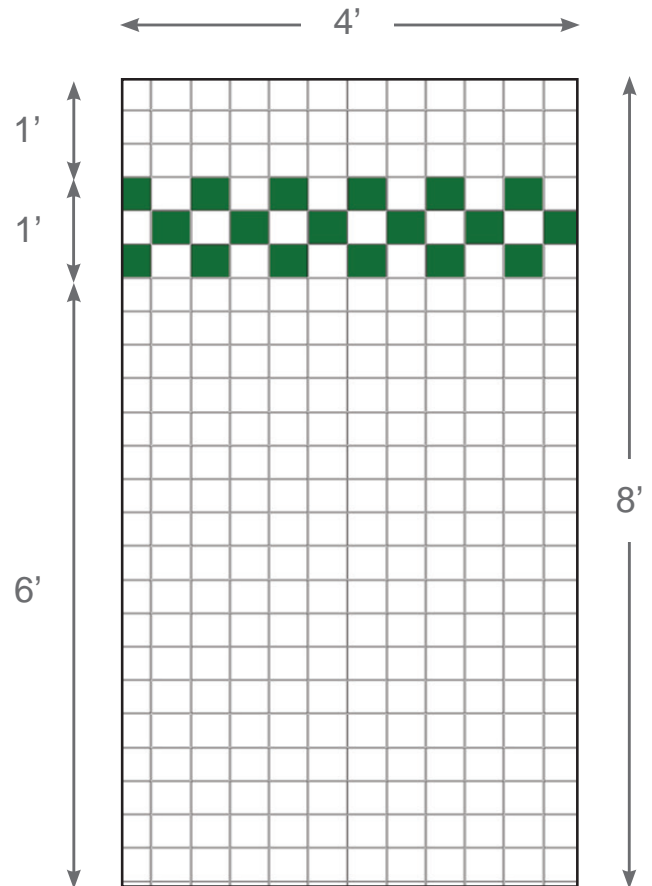
C 145-G44 Silver

*Available in 4' x 10' x 3/32"

Subway Tile



C 100-G63 White



Full panel Checkerboard, nominal sizes.
Other pattern configurations available.

Envue™ FRP

Design hi-res mural walls that create a stunning visual effect – on a tough, sanitary surface. Envue FRP wall panels provide optimum graphic reproduction, protected by Marlite's Sani-Coat sealer. Installed panels are resistant to moisture, stains, mold and mildew – and are easily wiped clean.

Features and Benefits

- Offers feature wall appeal for high wear spaces.
- Resists impact, stains, bacteria, mold and mildew, and won't crack.
- Costs less installed than custom-printed HPL and vinyl wall coverings.
- Wipes clean easily with standard cleaning solutions.
- Meets USDA/FSIS requirements.
- Available in Class III/C and Class I/A Fire-rating.

Panel Dimensions – up to 4' x 10' x 3/32" (nominal)

Create Graphics with Ease

Creating a stunning custom graphic wall has never been easier. Simply provide high resolution art, and Marlite will bring it to life. Photographs, logos, artwork or abstract patterns – from subtle accents to breathtaking graphics large enough to cover an entire wall – Marlite delivers.





Laminated FRP

Laminated FRP is a durable, fiberglass sheet factory laminated to a gypsum or plywood core for enhanced structural rigidity. Laminated FRP is ideal for new construction of walls, ceilings or partitions. They easily install directly to studs, ceiling joists, furring strips or solid surfaces.

Features and Benefits

- USDA, FDA and Agriculture Canada certified.
- Wood substrate for structural strength rigidity.
- Resists moisture, stains, odors, chemicals, impact and scratches.
- Cleans easily with steam, high pressure sprayers or soap/water.
- Class A or Class C fire-rating available.
- Available in a wide variety of custom colors, sizes and other substrates.
- Meets ASTM D-5319 Standard Specification for Glass-Fiber Reinforced Polyester Wall & Ceiling Panels.

Panel Dimensions

3/8" Fir Exterior Plywood/White FRP

4' x 8'

5/8" Fire-Rated Gypsum/White FRP

4' x 8'

Fire-Rating

Class A

Class C

Pebbled Surface




P 100 White
P 100 White Class A

Smooth Surface



S 100 S/2/S White

Other colors are available by request. Minimum orders and lead times apply.



Standard FRP

Standard FRP is available in textured and smooth surfaces that provide excellent durability in high wear spaces. It is tough, water-resistant, economical to install and easy to maintain. Standard FRP is GREENGUARD Children & Schools Certified for low chemical emissions.



Features and Benefits

- Resists stains, chemicals, scratches and abrasions and possesses high impact strength.
- Resistant to moisture, making the panel ideal for wet environments and does not support the growth of mold or mildew.
- Costs less installed than most other high impact products.
- Wipes clean easily with standard cleaning solutions.
- Meets USDA/FSIS requirements.
- Approved by Canadian Food Inspection Agency and Agriculture Canada.
- Available in Class III/C and Class I/A Fire-rating.

Panel Dimensions

- 4' x 8' x 3/32"
- 4' x 9' x 3/32" (select finishes)
- 4' x 10' x 3/32"
- 4' x 12' x 3/32" (select finishes)

FRP Ceiling Panels

FRP P100CP White

- Fire Rating - Class C, Class A
- Size - 2' x 4' x .090
- 2' x 2' x .090

FRP P100CP w/ Gypsum


- Fire Rating - Class A
- Size - 2' x 4' x 23/32"*
- *.090 FRP Laminated to 5/8" Fire Rated Gypsum



Standard FRP Finish Options

Pebbled Surface


Dimensions – 4' x 8' x 3/32"
 4' x 10' x 3/32"
 *Also available in 4' x 9' x 3/32"




P 100 White*
 P 100 White Class A*



P 118 Natural Almond*
 P118 Nat. Almond Class A



P 145 Silver*
 P 145 Silver Class A



P 199 Bright White*
 P 199 Bright White Class A




P 106 Beige
 P 106 Beige Class A




P 140 Ivory*
 P 140 Ivory Class A




P 151 Light Grey*
 P 151 Light Grey Class A



P 807 Black




P 400N Red




P 410N Brown




P 420N Blue




P 430N Medium Gray



P 440N Biscuit



P 460N Maroon



P 470N Dark Gray




P 460N Light Yellow

Smooth Surface

Dimensions – 4' x 8' x 3/32"
 4' x 10' x 3/32"




S 100 S/2/S White



S 100G White



S 118G Almond



S 490N Smooth Light Gray




Aluminum Trim


- Length - 8'
- Colors - As specified with FRP
- Material - Extruded aluminum with durable finish

Designer Trim


Available in Clear Satin Anodized or Harmonizing color



Ribbed A566



Radius A567



Square Channel
A568

Harmonizing Trim

Durable painted aluminum trim molding harmonizes with any FRP finish.



Inside Corner A551



Outside Corner A560



Division A565



Edge A570

Anodized Trim


Satin, Bright Satin or Black Satin Anodized aluminum trim molding for use with any FRP finish.




Inside Corner A550



Outside Corner A560



Division A565



Edge A570

PVC Trim

Length – 8' and 10'

Colors – Standard FRP colors- white, beige, natural almond, ivory, silver, light grey, black

Material – Extruded PVC with integral color




M350 Inside Corner



M360 Outside Corner



M365 Division



M370 Edge



V177 135° Inside
Corner



V179 135° Outside
Corner



V65 Base Cove 3"



Base Molding and Corner Guards



M612 Base

Base Molding

Length – 4" wide x 10' long

Colors – P200 Black, P203 Quarry Red

Material – Rigid Extruded PVC




M 651 Inside Corner




M 660 Outside Corner



End Caps
M 625 RH End Cap
M 620 LH End Cap



Butt Joint
Connector
Included with Base
Molding Strips



M 961
PVC Outside
Corner Guard


Corner Guard

Length – 8' and 10' long

Material – Stainless Steel or Rigid Extruded PVC

Colors – Most standard Marlite FRP colors-White, Natural
Almond, Ivory*, Silver*, Light Grey*

*Denotes 10' length only



F 560SS Stainless
Corner Guard








Custom FRP Capabilities

Marlite's custom FRP capabilities are virtually limitless. Contact us today to learn how we can deliver superior durability and the exact aesthetic you envision.

Custom Finishes



For Induro FRP, select from an array of laminates from any major brand.



For Artizan FRP, create your own Marlite finish by providing a pattern swatch.



For Symmetrix FRP, select any solid color, from Lime Green to Raspberry Red.


(Minimum order quantities and other terms may apply.)

Strata Patterns

(Only for use with Artizan FRP and Symmetrix FRP.)

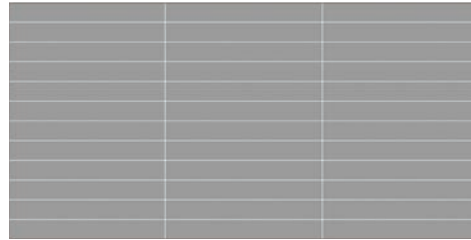
Running Bond Pattern:

Each block segment - 48" w x 4" h



Stacked Pattern:

Each block segment - 32" w x 4" h



Custom Grooves

Feature large grids, small grids, rectangles, brick patterns, diamonds, even company logos and intricate designs.



Installation

FRP panels install easily and in a fraction of the installation time of ceramic tile. Installation varies depending on FRP type. Contact Marlite or visit www.marlite.com for specific installation instructions.


Adhesives

C915 Adhesive.....	3.5 gallon can
Adv Polymer Panel Adhesive	3.5 gallon can
C-551 Adhesive	3.5 gallon can

Sealants

MS-250 Clear	10 oz. cartridge
MS-251 White.....	10 oz. cartridge
Color Matched	10 oz. cartridge

Trowel 3/16" W x 1/4" D x 1/2" C-C notch




FRP panels can be easily cut with shears or a carbide tip saw.



Apply Marlite Brand Adhesive to the back of panels and apply them to a subwall.



Seam Joint Installation



Place a 6 penny spacing nail between panels.



After adhesive dries one hour, remove nail and protect face with tape.



Place a bead of harmonizing sealant in the gap.



Using your finger, place a slight indentation in the gap.



Remove tape to reveal a grooved and matched seam joint.

Marlite offers other dynamic products for commercial interiors. Please visit www.marlite.com for more details.


Walls That *welcome*



Primary Spaces: Atriums, lobbies, main corridors, executive suites, conference rooms, offices

Surface Systems®
Modules™
Sieva™

Walls That *wow*



Feature Walls: Focal areas and special accent walls. Perfect for branding.

Myriad™
Volta™
Volta Flex™

Walls That *work*



Secondary Spaces: Dining rooms, patient rooms, gymnasiums, kitchens, restrooms

Induro FRP
Artizan FRP
Symmetrix FRP
Envue FRP
Standard FRP

Plank and Panels
Slatwall
Slatwall EQ
Laminated FRP





Dover, Ohio 44622
www.marlite.com

Ph: 800.377.1221
info@marlite.com

Form No. FR30-11151

Effective Date: 4/19/17

Printed in USA

Marlite is committed to protecting our environment and sustaining resources for future generations.

Printed on Recycled Paper